







Inventco Water Door Closer

The strong silent type.

For sliding glass, security and screen doors

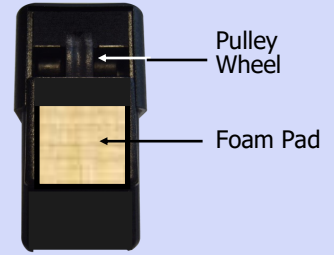
Inventco DC Parts List - July 2020

| | | |
|---|---|---|
| <p>End Cap Plastic dress piece visible at bottom of aluminium closer tube.</p> | <p>Code 02 RR \$6.00</p> |  |
| <p>Bung Rubber seal inside bottom of aluminium tube.</p> | <p>Code 01 RR \$7.00</p> |  |
| <p>3S Valve assembly With ball and cage and supplied as a kit that also includes (not shown) a set of three Speed Control Sleeves.</p> | <p>Code 09 RR \$21.00</p> |  |
| <p>3S Upgrade Kit Comprises: 2 Black Weights Pulley Box Kit Valve Assembly Kit</p> | <p>Code 12 RR \$92.00</p> | <p>The current 3S Door Closer version was released in October 2008. Earlier closers can be identified by white PVC covered weights with a key ring attachment for the nylon cord.</p> |
| <p>3S Weight Hanger Kit Supplied as a kit with attached Nylon Cord.</p> | <p>Code 05 RR \$7.00</p> |  |
| <p>3S Speed Control Sleeves Set of three – one only shown</p> | <p>RR \$7.00</p> |  |
| <p>3S Pulley Wheel With integral axle.</p> | <p>Code 03 PW 0232 RR \$7.00 WS \$5.85</p> |  |

3S Pulley Box and Anchor Kit
With Pulley Wheel and Foam Pad. Supplied as a kit that also includes (not shown) Nylon Cord, Weight Hanger and Anchor Lug.

Code 08

RR
\$25.00



3S Anchor Lug and Nylon Cord Kit
Supplied as a kit that includes (not shown) Nylon Cord and Weight Hanger.

Code 06

RR
\$8.00



3S Heavy Duty Silver Weight
15% heavier than standard black weight.

Code 11


RR
\$28.00



3S Black Weight

Code 10

RR
\$20.00



Replacement Nylon Cord
Mono-filament nylon line.

Code 04

RR
\$8.00

(includes postage*)



Please note: All parts are subject to postage charges*

- If the door is latching too strongly/loudly with the standard two weights, always try fitting the Slow valve sleeve (S) to achieve a softer close rather than removing one of the weights.
- The weights are designed to be eased apart sideways. Extra care should be taken not to drop them when handling as the end connections can fracture if impacted. Such damage is not covered by warranty, nor is corrosion of the steel weight resulting from damage to the weight's plastic sheath.
- Guaranteed to close security and screen doors in good condition up to 1.5 x 2.4 metres in size. In the case of glass doors these can vary significantly in weight, and in friction between weather strip and track. Therefore it is suggested that the closer be clamped to the door (for convenience to the leading stile) and pre-tested prior to final fitment.

Inventco Pty Ltd
ACN 109 598 978
C/- Corp-Plan
Level 9, 2 Corporate Ct, Bundall,
Queensland Australia 4217

Ph: +61 7 5578 9015
Web: www.inventco.com
Email: lesley@inventco.com

